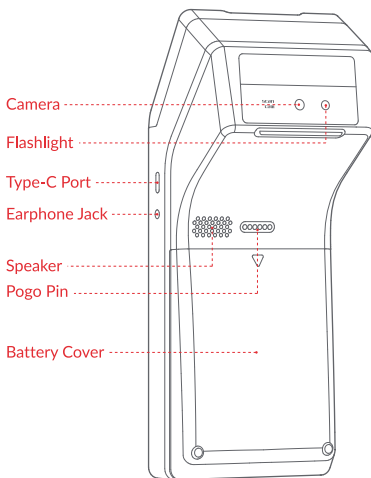
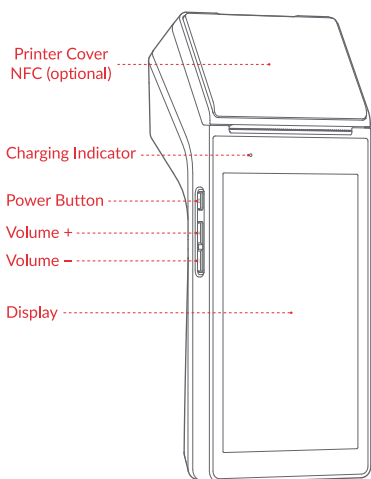


M2-203

Mobile POS User Manual

Mobile POS Introduction



Power Button

Press the power button to power on.

Under power on conditions, press and hold the button for 2-3 seconds to select power off or reboot.

In the standby status, press the control button for 8 sec. to power off.

Display

A touch screen for the operator.

Camera

To scan the QR code and shoot.

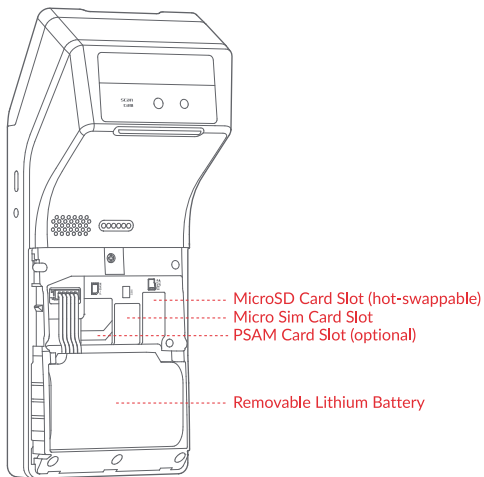
Type-C Port

With the charging function, for external devices, such as U disk.

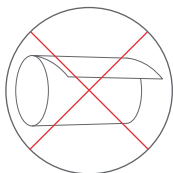
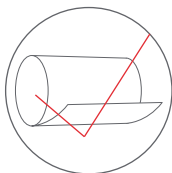
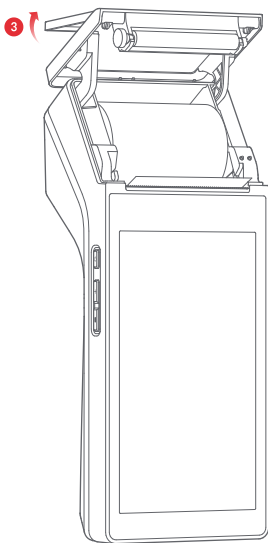
Pogo Pin

Used to connect the charging base for charging (optional).

Installation Guide

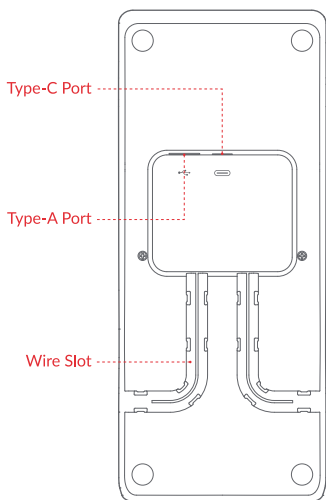


- 1 Open the battery cover;
- 2 Insert the MicroSD Card, Micro Sim Card, PSAM Card (optional) as required;

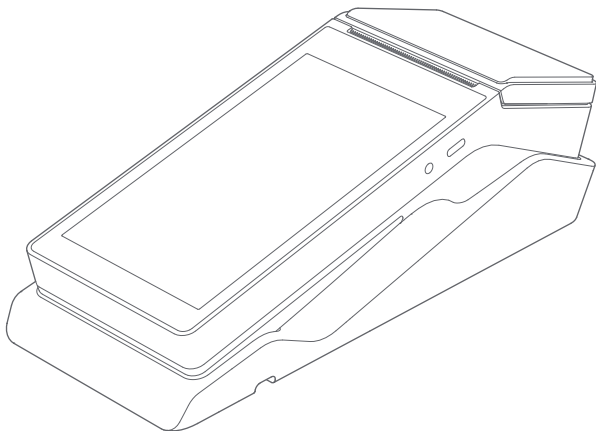


- 3 Unscrew the printer cover and the paper compartment door pops open;
- 4 Insert the thermal paper and pull out part of it outside the paper exit of the printer, then close the paper compartment cover.

Charging Base Instructions (Optional)



- 1 Use a data cable to insert a Type-A Port (OTG device) or a Type-C Port (for charging only), then press the wire into the Wire Slot;



- 2 Put the host on the charging base correctly, after the successfully connected, turn on the power to start charging.

Mobile POS Technical Specifications

OS	Android 8.1
CPU	MT8765
Screen	5.5 inches, resolution: 720 x 1280
Storage	1GB RAM (optional 2GB) + 8GB ROM (optional 16GB)
Touch Screen	5 multi-touch capacitive screen
Camera	5.0M AF
WIFI	Support 802.11a/b/g/n (2.4G&5G)
GSM	Band 2/3/5/8
3G	Band 1/2/5/8
4G LTE	LTE band1/3/4/5/7/8/17/20/38/39/40/41M
Bluetooth	4.2BLE
GPS	GPS + Glonass/Beidou
Printer	58mm thermal printer, maximum support the paper with 40mm diameter
Speaker	1.2W
External Interface	1 x USB Type-C port (OTG support), 1 x Earphone jack
TF Card	Support MicroSD (TF) up to 128GB
PSAM Card (optional)	Contactable with read and write mode, support IOS7816 standard
Micro Sim Card	12mm x 15mm x 0.8mm
Battery	Changeable, 7.4V/2600mAh
Power Adapter	5V/2A
Machine Size	206mm x 82mm x 62.8mm
Operating Temperature	-10°C to +40°C
Storage Temperature	-10°C to +50°C
Limit Altitude	Under 5000 meters
Extended Support	Charge Pedestal (optional)

Name And Content Of Toxic And Harmful Substances In This Product

Part name	Toxic or harmful substances and elements					
	Plumbum (Pb)	Mercury (Hg)	Cadmium (Cd)	Chromium VII (Cr(VII))	Polybrominated biphenyl (Cr(VII))	Polybrominated diphenyl ethers (PBDE)
Circuit board	×	○	○	○	○	○
Head of printer	×	○	○	○	○	○

○: Means that the content of the toxic and harmful substances in all homogeneous materials of the component is below the limit specified in SJ/ t113363-2006.

×: Means that the content of the toxic and hazardous substances at least in a homogenous material of the component exceeds the limit specified in SJ/ t113363-2006. However, the components marked with "×" in the above table are out of proportion because there is no mature alternative technology in the industry at present.

Products that have reached or exceeded the environmental protection service life should be recycled and reused in accordance with the electronic information products control and management measures or local environmental laws and guidelines. They should not be discarded at will or with household waste.

Safety Information

Safety And Handling

- Please plug-in power adapter to only its corresponding AC socket.
- Do not use in explosive gas atmosphere.
- Do not disassemble the equipment. It should be serviced or recycled only by iMin or an authorised service provider.
- This is a Grade B product. The product may cause radio interference and interfere with medical devices. The user may be required to take practical measures to reduce the possibility of causing interference to radios, televisions and other electronic devices.

Company Statement

Our company is not responsible for the following actions:

- Damage caused by misuse, lack of care in maintaining the equipment, or placing the device under conditions that may cause undesired operation and risk as specified in this instruction manual.
- We will not be responsible for any damage or problem caused by third party parts or components (other than the original products or approved products provided by us). Without our consent, you have no right to modify or alter the products.
- The operating system of this product is supported by official regular OS update. If the user breached the third party's ROM system or change the system file by hacking, it may cause unstable, undesired system operation and bring security risk.

Advices

- Do not expose the device to moisture, dampness, or wet weather, such as rain, snow or fog.
- Do not use the device in extreme cold or hot environments eg, near a fire or lit cigarette.
- Do not topple, throw, or bend.
- Use in optimally clean and dust-free environment to avoid tiny particles clogging and seeping through gaps in the device.
- Do not attempt to use the device near medical equipment.

Important Safety Information

- Do not install or use during thunder storms and lightning conditions, otherwise, there will be risk of electric shock, injury or death in the event of thunder or lightning hit.
- If you find unusual odour, overheating or smoke, please cut off the power immediately.
- Do not expose the device to moisture, dampness, or wet weather, such as rain, snow or fog; Do not use in explosive gas atmosphere.
- The RF distance between the product and body is 5mm.

Disclaimer

Due to regular updates and enhancements made to the product, some details of this document may be inconsistent with the physical product. Please take the product you received as current standard. The right to interpret this document belongs to our company. We reserve the right to amend this specification without prior notice.

Product Warranty Card

Product Name: Mobile POS

Model No.: _____

Serial No.: _____

Purchase Date: _____

Warranty Period: The warranty period commences on the date of purchase.
We offer 365 days warranty service.

User Phone: _____

User Address: _____

iMin does not warrant against the following:

- Disassembled or repaired product by unauthorised service provider without our consent.
- Damaged product barcode, fragile sticker and altered or defective warranty card.
- Damage caused by non-compliance with instructions in this user manual.
- Damage caused by exposure to sources of liquid, dripping or splashing, normal wear and tear, accident or abuse.
- Failure or damage as a result of any Force Majeure Event.
- Expired warranty period.

Packing Content

- Mobile POS x 1
- Power Adapter x 1
- USB Cable x 1
- Printing Paper x 1
- User Manual x 1

Qualification Certificate
Passed Inspection



Designed by iMin in Singapore

TEL: +65 67413019

FAX: +65 67413989

URL: www.imin.sg

Address: 11 Bishan Street 21 #03-05 Singapore 573943



3-06-10-961